

美好 活“纸”为你我

APP

2017

 APP

天

地

人



“ ”

APP

”

”

”

2017
" "

2017

APP

"

" "

"

"

"


"

"

"

"

"



2018

40

黄志源





APP





10
11
11
14
16
18



01

22
25
28
34

54 GRI

54
55
55
61
62
64



02

39
41
42

68
71 GRI

73
74



03

46
51

APP

2017



1,582

2017



527

2017



30,862



APP

5

1992

APP

"

"

APP

2017

APP

30

19

1,582

2017

APP




527

3





APP





2017			
"	2017	"	
2017			



500	500	\	

2017-2019			
" NEVIA"			
2017	"	"	





2017-2019			
"	"		
"	"		







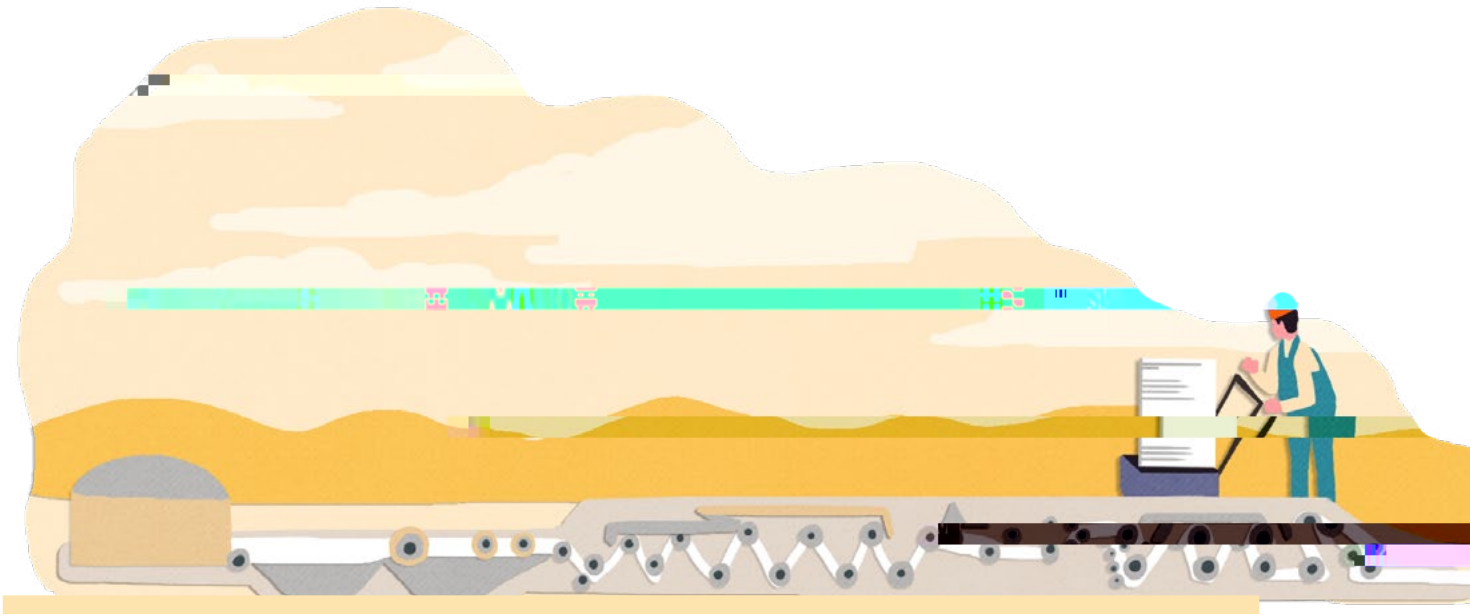
" "

2017-2019





100



“ ”

78


200

.....

APP

" " " "

APP



→

4.0*


4.0+



2018

IBM

A+





APP

90

APP


"

"



"

"



"

"



APP

"

"

CFCC
PEFC

APP

CFCC PEFC

APP

APP




VIA

®







296



320




110





01





15 陆地生物

CFCC/PEFC

CFCC/PEFC

88.36 %

254,660.01

7 经济适用的清洁能源

12 负责任消费和生产

13 气候行动

95.69 %


6.35

13.9

0.26 COD

1.99 COD

2,355.62

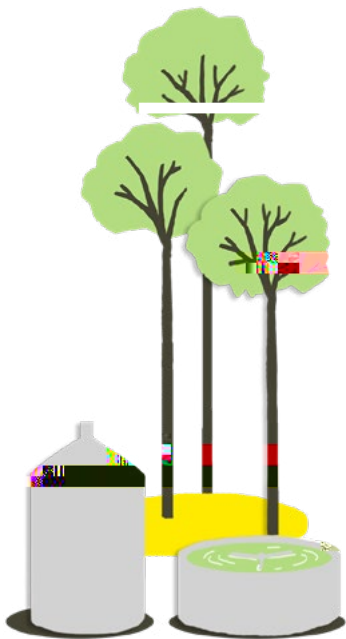


PEFC CoC						
PEFC CoC			PEFC	2017	APP PEFC CoC	16
	PEFC	CoC				

BV DDS						
	BV				BV DDS	
	BV DDS					



2017 APP






2017 APP

2017
2017

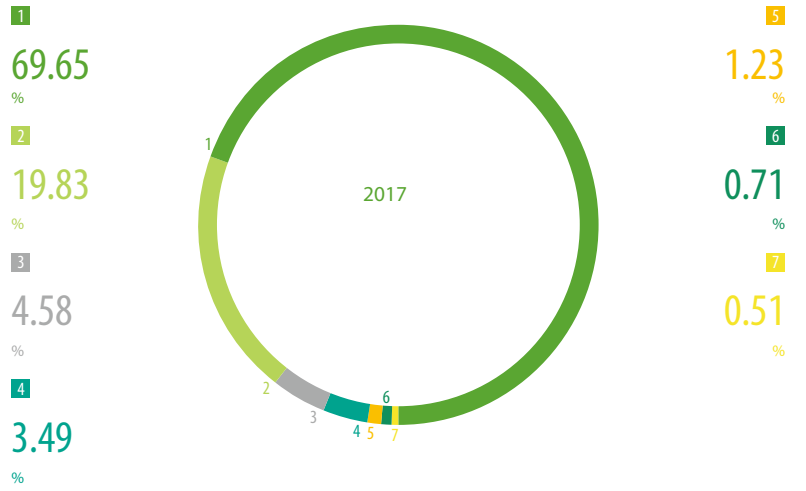
APP

	2015	2016	2017
	488,100,000	283,152,000	283,152,000
	908,608,007	1,210,049,099	1,046,378,081
	129,942,465	134,535,550	135,358,599
	254,805,840	220,452,737	219,904,179
*	259,164,007	240,569,716	368,663,480
	451,802,163	489,439,287	445,290,787
	71,687,661	64,712,622	65,982,500
	64,178,333	57,168,302	56,721,070





APP



APP

2017

2016

2016 2017

"	"	"	"
2017	65.4	3.7	2016 69.1

2016 6	20	2017 11	10
2,000			



APP


SO₂



NO_x



APP



2018

2019

2017






APP

"

"



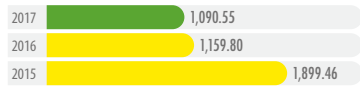
APP

" " " "

OHSAS18001

APP

2017 APP



79

1



2017 APP

2006	OHSAS18001	2017
CQC		" "
5	2016	2017 55%

APP

"



APP

SDGs

4 优质教育



396.5



762,556.9

8 体面工作和
经济增长



30,862


APP



2016	"	"						
"	"	"						
			2017					
"	"	"			29			
"	"	"			"			
1988	20							
							120	
			JAMBI					
1995								
	JAMBI							
			"	"				
			1,600					
100%				70		"	"	
			JAMBI				22	16
						APP		
							APP	
1998								



2017



MBOS SDA

APP
MBOS®

45

1

MBOS

2

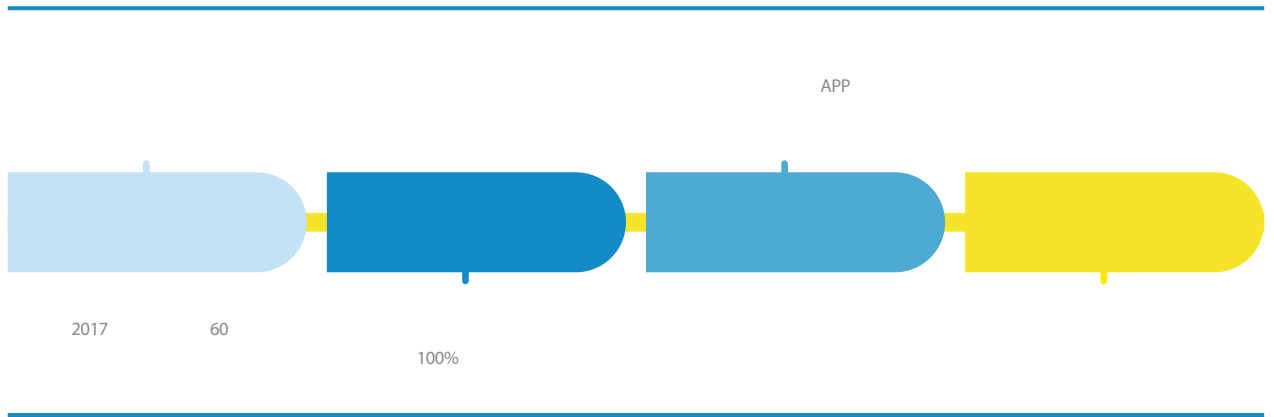
3

PK





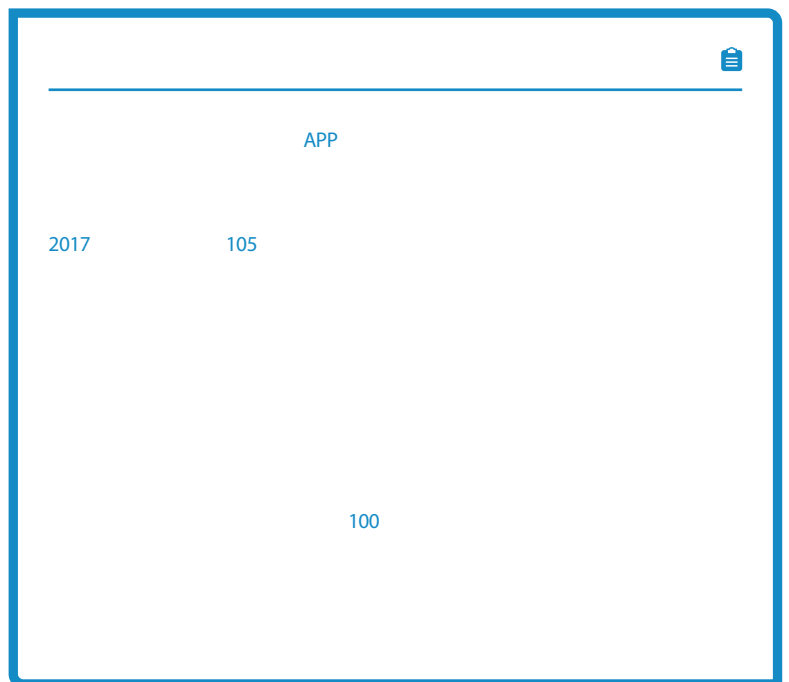
APP
2017
APP



APP

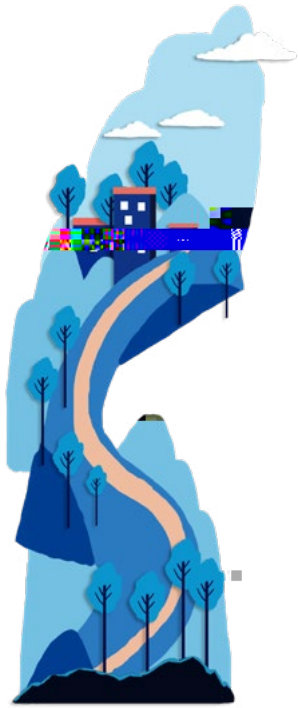


1
2



APP

The infographic is contained within a blue-bordered frame. At the top right, there is a small menu icon. Below it is a blue header bar with three icons: two hands holding a person, two people with a speech bubble, and a hand holding a heart. Underneath the header are three white panels. The first panel on the left contains the text: '2017 112', '2012 300', and '35'. The middle panel contains the number '97'. The third panel on the right contains '2017' and '43'. Below these panels are two photographs. The first photograph, labeled with a '1' in a blue box, shows a group of people in a gymnasium with a green floor, where one person is kneeling and interacting with cards on the floor. The second photograph, labeled with a '2' in a blue box, shows two men sitting at a table; one man is in a wheelchair and the other is leaning over the table, possibly playing a board game.



A photograph of a classroom. A teacher is standing at a wooden podium on the left, facing a group of students seated at desks. The students are looking towards the teacher. In the background, there is a poster on the wall that says "MBOS". The room has white walls and a doorway in the distance.

03





SDGs

... ..

1,869 | **26,645**

...

APP



2017

“ ”



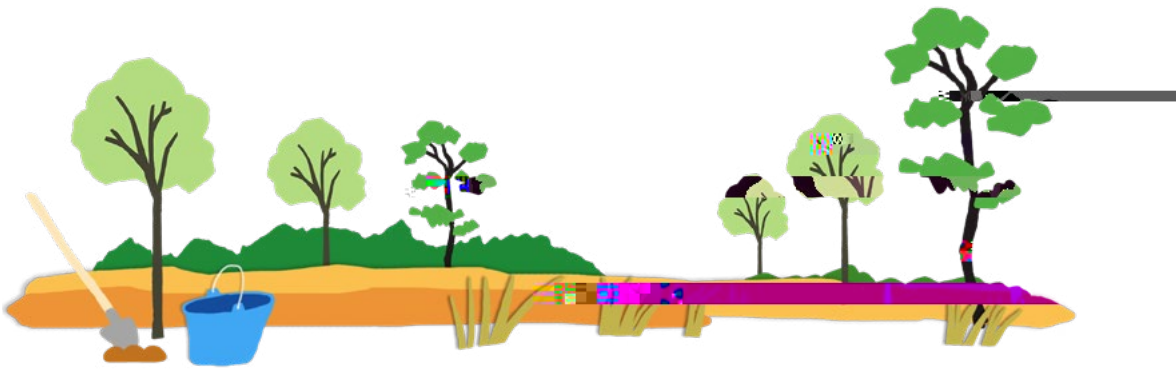




APP

300
540

150
1,200



1

2

3



3





APP


"
" 2017
1,000





APP " "


APP

APP




2017



2017 3
28





APP

2017

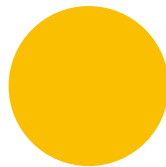
" "

" "


" "

" "


" "



2011	2017
135	452,000
321	2017-2018
	8,000



2012	APP
180	2017



	3-6
34	620



APP

APP

" APP

" "

"

"

"

"		"		
APP				" "
2017	14		2017	10
7				42
600		2,000		



1

2017 7 18 31 APP

" " 7
15



2

2017 " Looking into
the Future "

1

2



2008

" — "

50

2017

" "



2008

2017

2017

4,748

1,940



1
2



23

" " 2017 225

2010

105

805

2015

" 20

GRI

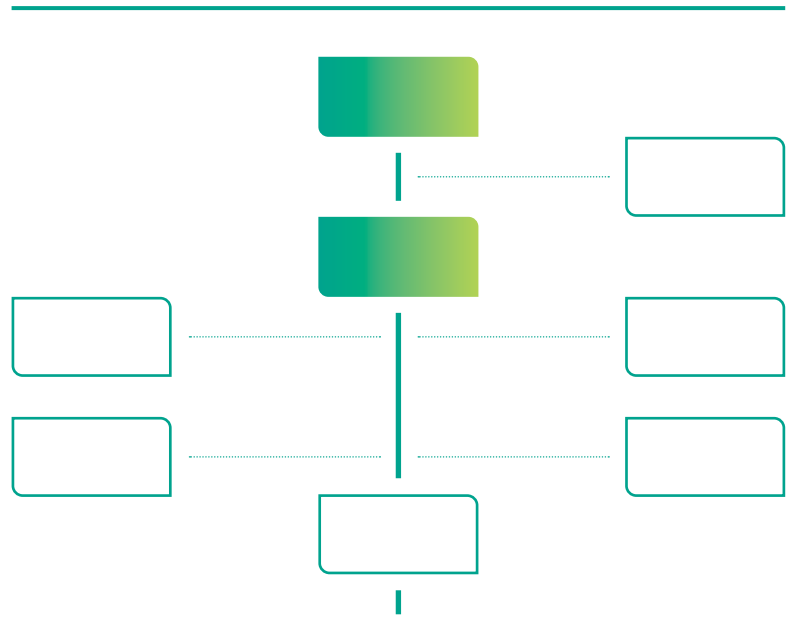


Sinar Mas Paper (China) Investment Co., Ltd.			2017 1 1	2018	GSSB	GRI Standards
2017 12 31	APP	2018	APP	GSSB	GRI Standards	GRI
2017 11	APP	APP	APP			
9	APP	APP	APP			
<hr/>						
APP						
"						
"						
"						
"						
"						
"						
"						
"						
"						
"						
"						
"						
"						
"						
"						
"						
APP			APP			
"						
<hr/>						
SGS-CSTC Standards Technical Service Co., Ltd. "SGS"						
"						
"						



1992

APP



2017



APP

APP " "

2015

APP

APP		CFCC/PEFC FM
1	3,086.63	CFCC/PEFC-FM-ZTFC-000030
2	746.97	CFCC/PEFC-FM-ZTFC-000030
3	2,456.91	CFCC/PEFC-FM-ZTFC-000030
4	42,873.90	CFCC/PEFC-FM-ZTFC-000005
5	68,583.00	CFCC/PEFC-FM-ZTFC-000003
6	42,672.60	CFCC/PEFC-FM-ZTFC-000018
7	44,076.10	CFCC/PEFC-FM-ZTFC-000006
8	11,072.00	CFCC/PEFC-FM-ZTFC-000007
9	14,240.00	CFCC/PEFC-FM-ZTFC-000008
10	19,642.50	CFCC/PEFC-FM-ZTFC-000017
11	3,820.40	CFCC/PEFC-FM-ZTFC-000031
12	1,389.00	CFCC/PEFC-FM-ZTFC-000031
	254,660.01	

APP 2017

	ISO9001	ISO14001	OHSAS18001	PEFC CoC

APP PEFC CoC

APP	
1	SGS-CFCC/PEFC-COC-001002
2	SGS-CFCC/PEFC-COC-001026
3	SGS-CFCC/PEFC-COC-001030
4	SGS-CFCC/PEFC-COC-001031
5	SGS-PEFC/COC-0805
6	SGS-CFCC/PEFC-COC-001032
7	SGS-PEFC/COC-1733
8	SGS-PEFC/COC-1463
9	SGS-CFCC/PEFC-COC-001013
10	SGS-PEFC/COC-1467
11	SGS-PEFC/COC-0249
12	SGS-CFCC/PEFC-COC-001037
13	SGS-PEFC/COC-0787
14	SGS-PEFC/COC-1464
15	SGS-PEFC/COC-1640
16	SGS-PEFC/COC-1465

2012 APP " 2020 2040 2050

SDGs
APP
SDGs

2017 94.4%

SDGs






APP 2015

APP
APP

APP

APP

SDGs

			NGOs	/	
SDGs					



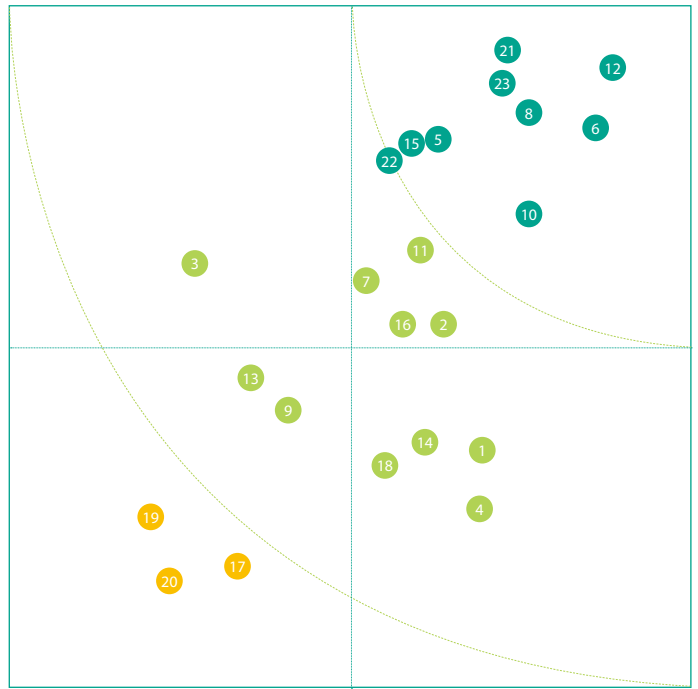
GRI
 " "

2016
 " "


23

NGOs

1,808



12	11	17
6	2	19
21	7	20
23	16	
8	1	
10	14	
5	4	
15	18	
22	9	
	13	
	3	



"	"	"	2017	9	1	
	APP					6
					55	
	APP		2017			
2017	9	"				
			50		2,568	



	2015	2016	2017
	1,531	1,618.32	1,582
	22.40	22.52	26
	454	473.73	553
	23.80	31.68	36
	21	24.19	26
	2,516.78	1,326.70	1,869

	2015	2016	2017
	36,923	33,784	26,645
	2,516.78	1,326.70	1,869

APP

		2017
		5,195,476.17
		687.50
		8,155.76
		26,112.59
		19,400.94
		7,350.49
		2.09
		272,813.88
		2,527,691.5
		2,355.62
		149,857.23
		1,455,093.24

		2015	2016	2017
"	"	120,477,308	124,417,318	118,173,907
"	"	88,522,504	92,621,594	84,968,795
	APP	6.74	12.23	6.35
		15.12	21.87	13.90
	COD	0.33	0.69	0.26
	COD	1.20	1.36	1.99

2017 118,173,907
99.68% 0.19%
0.13%

2017

		2015	2016	2017
APP	SO ₂	2,266.54	1,892.79	2,622.63
	NO _x	5,747.13	5,374.06	6,883.50

APP

"

2017

		2017
		701,828.73
		219,112.58
		482,716.15
		513,254.12
		232,004.87
		281,249.25
		134,760.72
		90,274.04
		44,486.68
		85,483.89
		32,026.06
		53,456.29
		1,032.55
		914.78



APP

2017

4

977,400

APP

100%

		2017
		21,746
		15,779
		5,967
		1,887
		1,156
		731
		2,259
		1,473
		822
		3,786
		1,274
		698
		638
		264
		23
		30
		663
		196

		2015	2016	2017
	%	24.56	18	15.77
	%	25.08	16.2	15.09
	%	23.04	13.4	17.5

/

		2017
		634
		568
		50
		991
		943
		31

		2015	2016	2017
	%	1	1	1
	%	8	7	9
	%	91	92	90

APP

	2015	2016	2017
	532.42	442.58	615.55
	1,899.46	1,159.8	1,090.55

2017
206,759.5
79 1

APP

2017

	2015	2016	2017
	488.89	423.5	396.50
	720,405	685,563	762,556.9
	65	63	96
	7.37	16.68	29.51
	76.47	33.9	28.77
	40.06	31.34	32.71
	35.69	40.22	34.39

	2015	2016	2017
%	25.25	28.1	27.44
	326	374	528
%	18.46	22.5	24.28

	2015	2016	2017
30 %	30	25	27
30-50 %	67	73	70
50 %	3	2	3

" " APP 2017 2017

2015 2017 2017
377 54 261
62





验证声明

SGS通标标准技术服务有限公司上海分公司可持续发展验证报告 – 金光纸业（中国）投资有限公司2017年度可持续发展报告

验证的性质和范围

SGS通标标准技术服务有限公司上海分公司（SGS）经金光纸业（中国）投资有限公司（以下简称“APP（中国）”）授权，对2017年度可持续发展报告进行独立验证。根据SGS可持续发展报告验证方法，验证范围包括本报告所含文本以及附随表格中的数据，并对APP（中国）总部、金红叶纸业集团有限公司、金华盛纸业（苏州工业园区）有限公司、金东纸业（江苏）股份有限公司、广西金桂浆纸业有限公司、宁波亚洲浆纸业有限公司、APP（中国）林务事业总部以及海南林务事业区的数据及信息进行现场验证，以及非现场验证的宁波中华纸业有限公司、海南金海浆纸业有限公司、海南金红叶纸业有限公司、海南金盛浦纸业有限公司、广西和广东林务事业区、澜沧、赣州、文山和红河运营区的数据及信息之外，其它披露的数据及信息不在流程范围之内。

APP（中国）2017年度可持续发展报告中的信息和报告由其总裁以及管理层负责，SGS并未参与2017年度可持续发展报告任何材料的准备。

我们的责任旨在告知所有 APP（中国）的利益相关方，在以下规定的认证范围内表达对文本、数据、图表和声明的意见。

SGS已根据国际公认标准（包括全球报告倡议组织标准（GRI STANDARDS）的准确性和可靠性原则，为可持续发展报告验证开发了一套规章。

本报告以中级审查进行验证，所用规章用于：


- 评估内容真实性；以及
- 根据标准验证报告中的披露。

验证包括验证前调研、现场查验、访谈相关领导与员工，以及对相关文件和记录进行核实。

独立审计的财务账户中的财务数据，并未作为本验证流程的组成部分，与本报告进行核对其准确性。

独立性与能力声明

SGS是全球领先的检验、鉴定、测试和认证机构。SGS集团在全球各地共有超过1,650个分支机构和实验室，构成了全球性的服务网络。SGS提供包括环境管理体系认证、能源管理体系认证、温室气体排放认证、社会责任认证、可持续发展报告验证。SGS申明与APP（中国）为完全独立之组织，对该组织及其附属机构和利益相关方不存在偏见和利益冲突。



时效性

APP（中国）披露的数据都是在报告周期中的，并使利益相关方及时获取信息，做出合理决定。

清晰性

报告行文清晰，能够为对 APP（中国）及其行业有合理了解的利益相关方所理解。报告在披露信息时，APP（中国）考虑到信息的利用方式和类型，使用了一些描述、图表和图片等多种形式。

可靠性

通过内部收集、记录、编排、分析及披露的方式，数据和信息皆可追溯和验证，并可确保信息的质量及实质性。此外，通过聘请独立的外部组织对报告进行验证，更为报告的可靠性提供了保障。

签字：

代表通标标准技术服务股份有限公司上海分公司



曾伟明
总监，中国及香港地区
认证及企业优化
2018年10月8日

中国上海市徐汇区宜山路900号B-11楼
WWW.SGSGROUP.COM.CN

GRI

GRI			/
GRI 102	2016	102-1	6
		102-2	6;11;14;16;18;55
		102-3	74
		102-4	6
		102-5	6
		102-6	6;11;14;16;18
		102-7	6
		102-8	65
		102-9	26
		102-10	6;54;55
		102-11	55;57;61
		102-12	56;57
		102-13	8;9
		102-14	2;3
		102-15	11;21;37;45;57
		102-16	6;7;61
		102-17	6;7;61
		102-18	55
		102-40	58
		102-41	64
		102-42	58
		102-43	58
		102-44	58
		102-45	54
		102-46	54;60
		102-47	59
		102-48	
		102-49	
		102-50	54
		102-51	54
		102-52	54
		102-53	74
		102-54	GRI 54
		102-55	GRI 71-73
		102-56	68-70
		GRI 103	2016
GRI 201	2016	201-1	61
GRI 103	2016		45
GRI 203	2016	203-2	61
GRI 103	2016		25;26;62
GRI 204	2016	204-1	26
GRI 103	2016		7;61
GRI 205	2016	205-2	61
		205-3	

GRI					/
GRI 103	2016				57;62
GRI 301	2016	301-1			62
		301-2			62
GRI 103	2016				31;62
		302-1			63
GRI 302	2016	302-2			63
		302-4			31
GRI 103	2016				29;63
		303-1			63
GRI 303	2016	303-2			
		303-3			21;30
GRI 103	2016				24
		304-1			24;58
GRI 304	2016	304-2			24;58
GRI 103	2016				29;31;32;63
GRI 305	2016	305-7	NO _x	SO _x	32;63
GRI 103	2016				29;30;33;63;64
		306-1			63
GRI 306	2016	306-2			64
		306-3			
		306-5	/		
GRI 103	2016				29;64
GRI 307	2016	307-1			64
GRI 103	2016				26;62
GRI 308		308-1			62
2016		308-2			62
GRI 103	2016				64
		401-1			65
GRI 401	2016	401-2			64
		401-3			65
GRI 103	2016				34;35;66
GRI 403		403-2			34;66
2016		403-3			66
GRI 103	2016				37;39;40;66
		404-1			66
GRI 404	2016	404-2			39;40;66
GRI 103	2016				64;66
GRI 405	2016	405-1			64;66
GRI 103	2016				41;64;66
GRI 406	2016	406-1			

APP 2017

533 II 31 200051
+86-21-2283 8888
+86-21-2283 9063
csr@app.com.cn

APP

/

NGOs

1 5 1 5

1. APP 2017

2.

3.

4. APP

5. APP

6.



Sinar Mas Paper (China) Investment Co., Ltd.

533

II 31

+86-21-2283-8888

+86-21-2283-9063

200051

www.app.com.cn